

Providing context with image-based activities

Earlier in 2020, we introduced [two image-based learning activities](#) to the CL-150 Platform. Lesson authors can include flat or 360-degree images and label them with relevant vocabulary items or annotations.

Our team is including the Image Explorer activities to CL-150 Cohort lessons to provide geographical, cultural, and historical context—here are a few examples you can use as inspiration for your own lessons (or your own studies, if you're a sustainer!)

Geographical Context

Include maps to provide important geographical context.

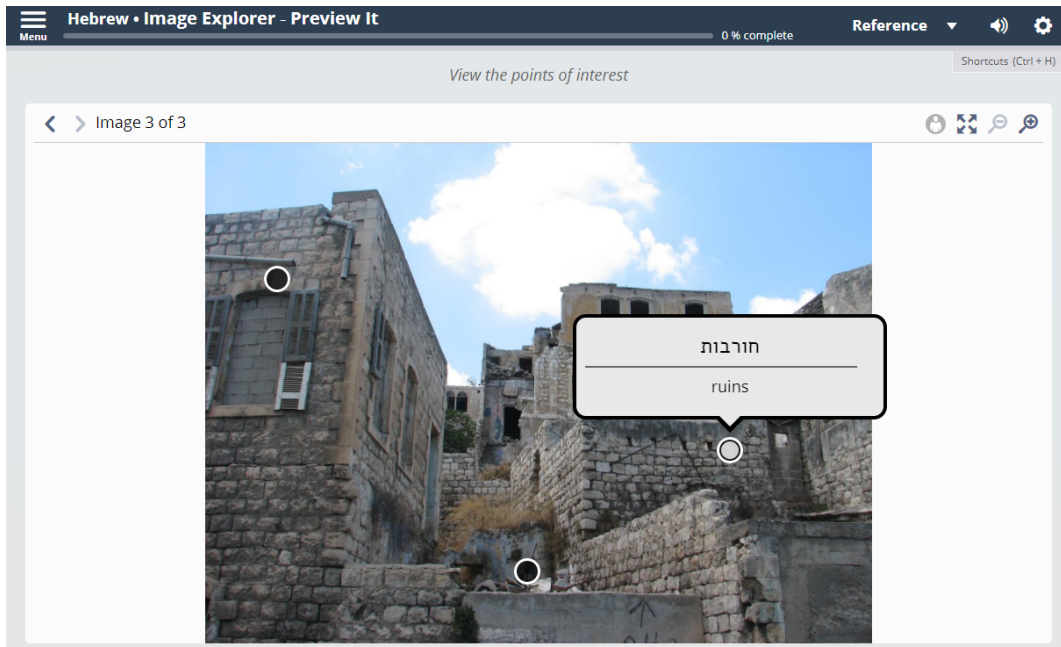
For example, this Chinese ILR 2+ lesson, the author included a series of maps to show important locations from the source article about Chinese military activity in the South China Sea. Learners can learn how to say the names of these locations in Chinese *and* where they are located in relation to one another so they can better understand the regional geopolitics.



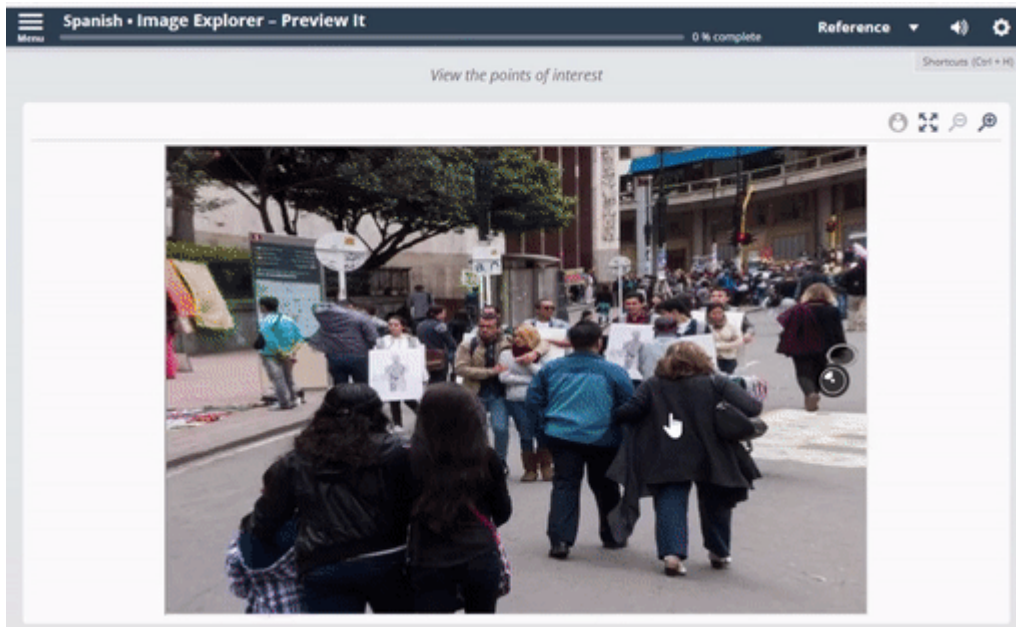
Society and Cultural Context

Include images of street scenes, architecture, food, etc. to provide cultural context.

For example, this Hebrew ILR 3 lesson is based on an article about efforts to revitalize a “cursed” neighborhood in Haifa. Key lesson vocabulary is presented on top of images of the neighborhood as it looks now, so learners can see the curse in action and understand the scale of the revitalization.



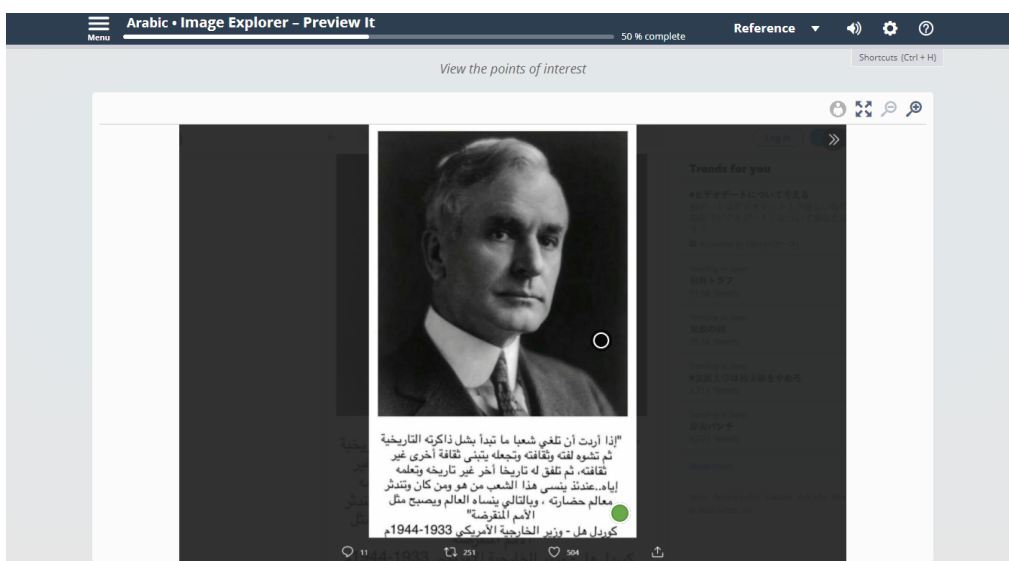
Likewise, this Spanish ILR 2 lesson included a 360-degree image of a typical street in Bogota, providing important context to a lesson about plans to make the city more sustainable and accessible to its residents.



Historical Context

Include images of historical figures, scenes, or documents to provide historical context.

For example, this Levantine Arabic ILR 3 lesson about the 105th anniversary of the Armenian Genocide uses images introduce important historical figures and quotes.



Sustainers, don't miss out on lessons like these! [Sign up for CL-150 Cohorts](#) to receive a new lesson every week in your language at your ILR level.

Lesson authors, we hope you've found some inspiration in this post! Learn how to add Image Explorer to your lessons with this [5-minute video](#).