

New to the CL-150 Platform?

It's peak PCS/transfer season, which means lots of newcomers to the CL-150 Platform. (Welcome!)

With acquisition and sustainment materials for USG linguists, reports for program managers, and class management and lesson authoring for instructors... there's *a lot* going on in the CL-150!

If you or your linguists are looking to get up to speed ASAP, here's what we recommend:

1. Attend a new user orientation.

Get a head start! Watch a 60-minute introductory tour through the CL-150 Platform, including the features that matter most for you. Check our [events page](#) to sign up for upcoming orientations for learners, program managers, and instructors.

2. Explore the CL-150 Training Kit.





Learn as you go! The [CL-150 Training Kit](#) includes short help videos, interactive tutorials, handouts, and more for learners, program managers, and instructors.

3. Subscribe to the CL-150 Bulletin.

Stay in the know! Subscribe to the [CL-150 Bulletin](#) blog for the latest platform updates, usage tips, user stories, and more.

4. Watch past “deep dive” events.

Dive deeper. Watch recordings of past webinars that teach you how to make the most of the platform, including:

-  [Train your brain! Language routine for success.](#) (Learner Event) – Learn how to use the CL-150 to get into a good language routine—and stick with it long-term.
-  [Vocabulary vs grammar: where to begin?](#) (Learner Event) – Maximize your limited study time by finding the right balance between vocab and grammar.
-  [Unlock your lessons: how to choose the right key words](#) (Instructor Event) – Choose the most impactful key words and phrases from your lesson texts to ensure comprehension.
-  [Make lesson planning a breeze \(Instructor Event\) - Learn how to build a CL-150 lesson and use it synchronously with your students.](#)

Have questions as you go? We're happy to help: usg@transparent.com.