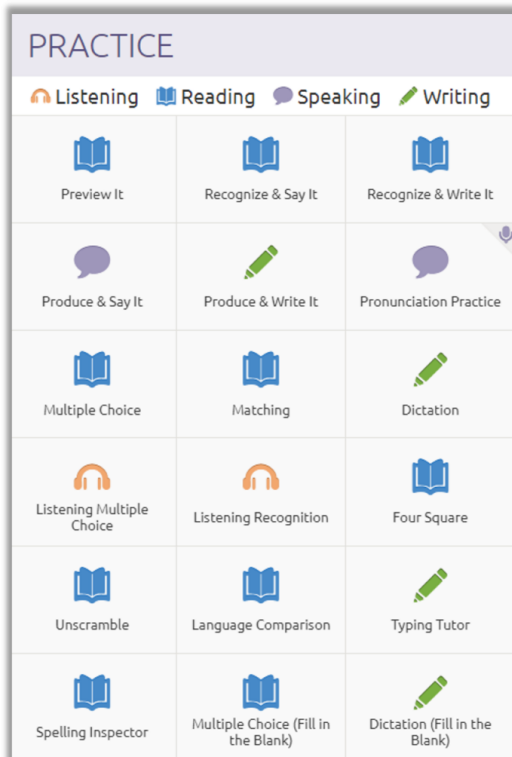


# Review your vocab in all 4 modalities

3,000-4,000. That's how many words you've mastered by ILR 2-2+.



That's a lot to keep track of. The [Learned Vocab refresh](#)

[system](#) makes it easy. It stores every word/phrase you've learned. And prompts you to review at the right time.

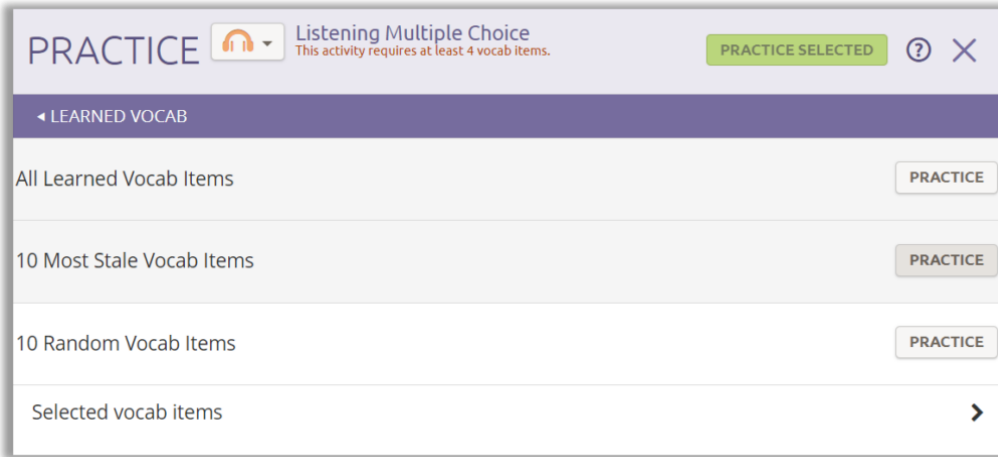
## Now you can refresh your Learned Vocab with listening, speaking, reading, and typing Practice Activities!

Listening multiple choice. Pronunciation practice. Dictation. Two birds with one stone: hone your weakest skill while you review your vocab.

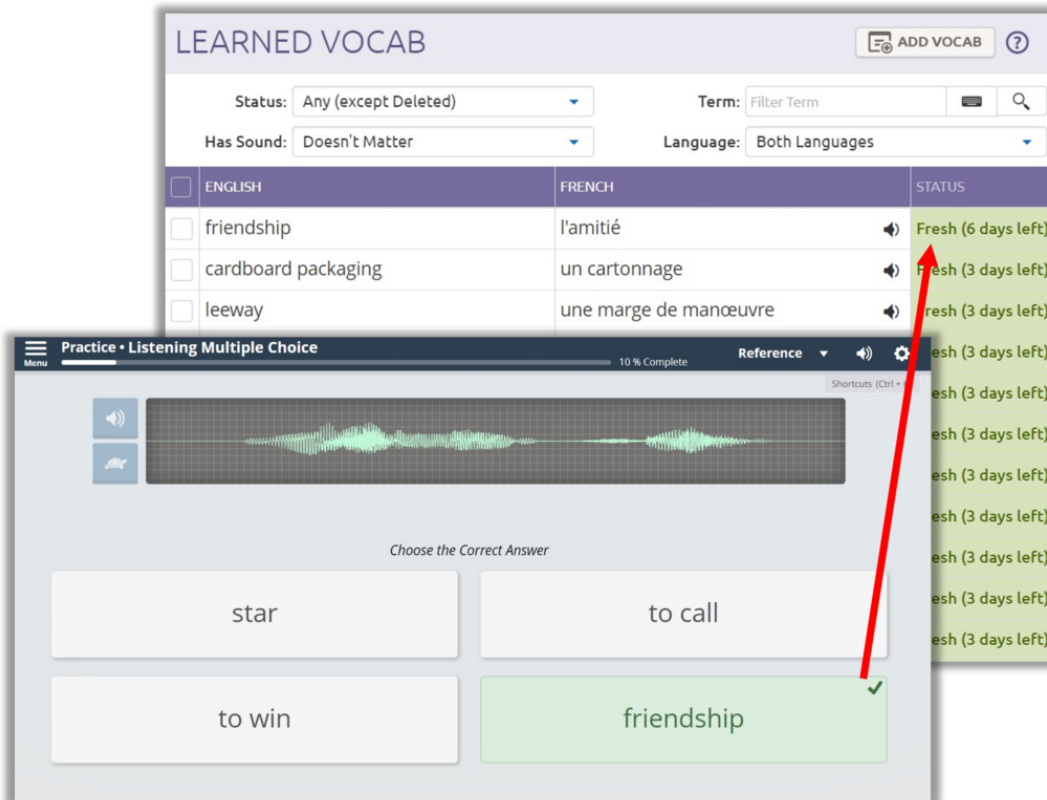
If you refresh your vocab via the Learned Vocab tile, you'll do the traditional flashcard-style activity. See the target language. Think the meaning. Self-report correct or incorrect. But if you want to switch it up...

You can also refresh your vocab through any of our 18+ learning activities in the Practice tab:

1. Visit the Practice tab. You'll find it below Learned Vocab on desktop, or in the hamburger menu on mobile.
2. Select any Practice activity. The icons indicate the primary modality practiced in that activity.
3. Choose to practice on your Learned Vocab. Short on time? Start with your 10 most stale. Otherwise, you can select specific vocab to practice.



4. Complete **any combination of two Practice activities** using your Learned Vocab and those words will become fresh again!



Really want to stay on top of your vocabulary (and maintain proficiency)? [Add your own vocab](#) from outside the CL-150, so you can refresh it alongside the vocab you pick up from our lessons.

[Log in now](#) to freshen up that stale vocab ASAP.